

# MARTIN COUNTY 2018 WEIGHT RESTRICTION MAP

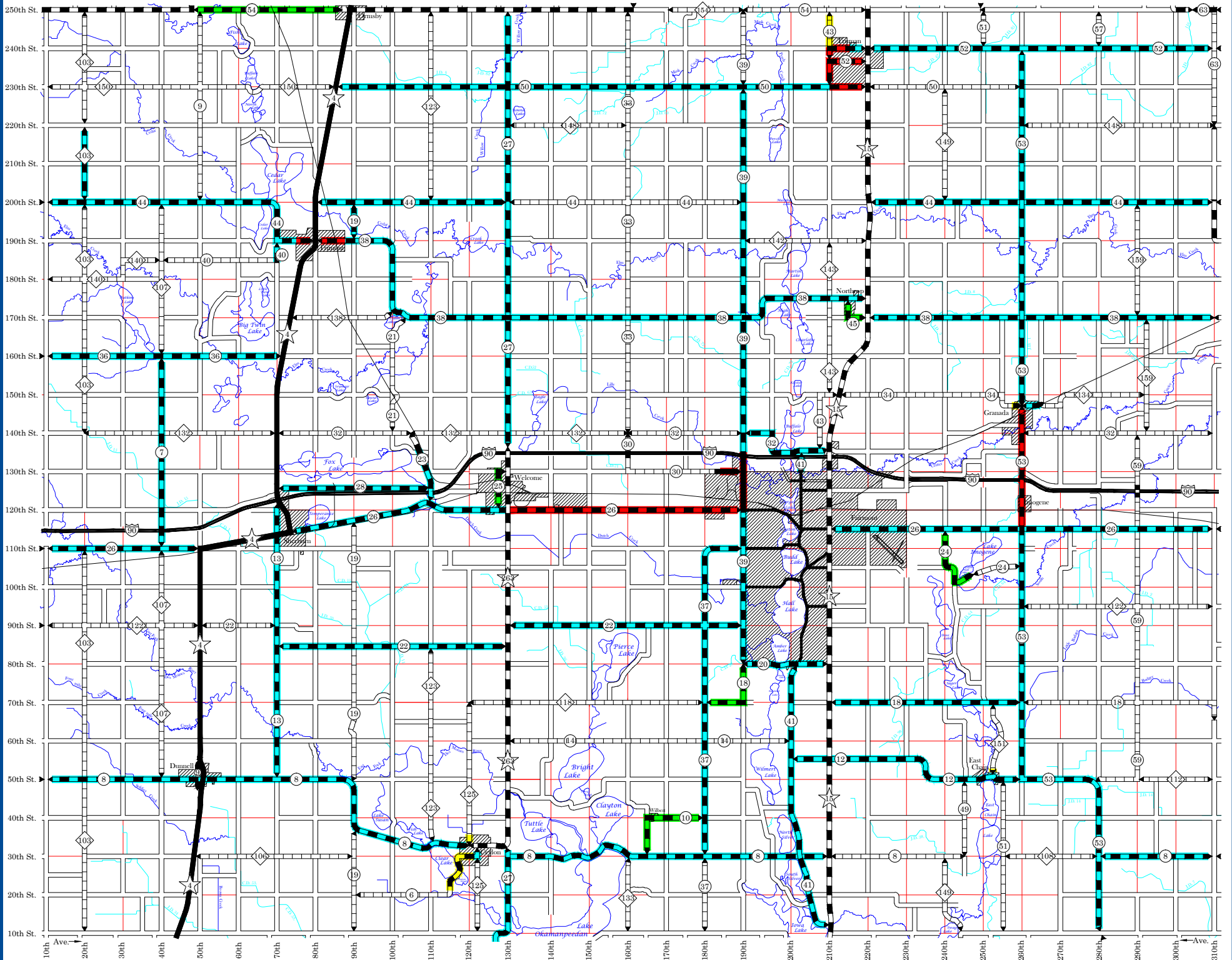
Drawn  
March 2018

County Highway Engineer  
Kevin Peyman



## -LEGEND-

- State and Federal Route Markers
- County State Aid Highways
- County Roads
- Concrete
- Bituminous
- Gravel (County Roads)
- Township Roads



### ATTENTION:

- 5 Ton
- 7 Ton
- 9 Ton
- 10 Ton

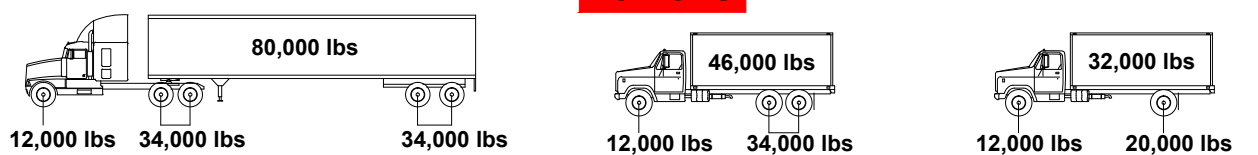
During the period when spring weight restrictions are in effect, any gravel road not otherwise posted has a 5 Ton/Axle limit and any paved surface road not otherwise posted, remains as a 10 Ton/Axle limit. In any case a road is posted with a weight limit sign, the sign will govern. Seasonal load restriction for Martin County are governed by the County in accordance with Minnesota Statute 169.87 SEASONAL LOAD RESTRICTION;

**LOAD RESTRICTIONS WILL BE ENFORCED!**

JEFF MARKQUART - COUNTY SHERIFF  
KEVIN PEYMAN - COUNTY ENGINEER

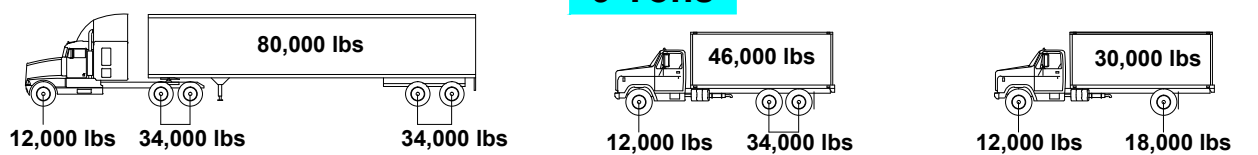
Sample weights based on standard axle spacing:

### 10 Tons

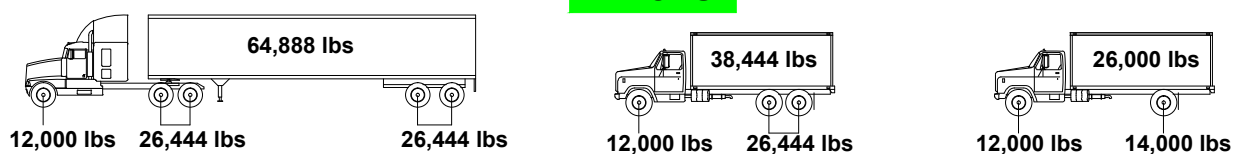


**ALL GRAVEL ROADS ARE 5 TON UNLESS OTHERWISE POSTED**

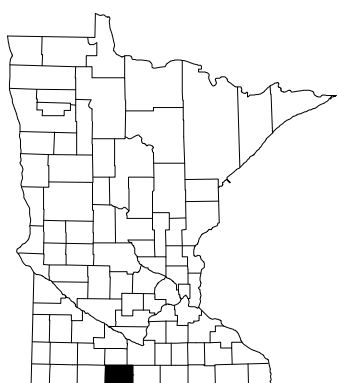
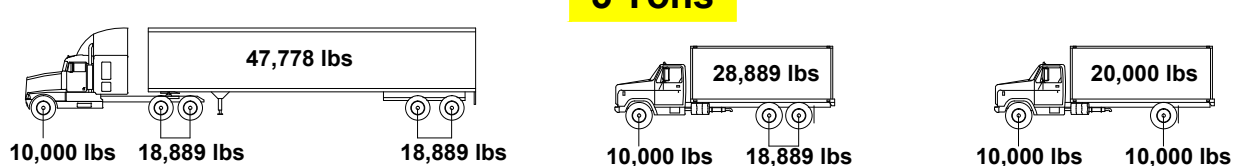
### 9 Tons



### 7 Tons



### 5 Tons



MARTIN COUNTY